

Bite-size management software



A powerful web based back office software solution designed to:

- Help control costs
- Manage back of house routines more effectively
- Improve financial performance

The benefits...

- Wraps around other systems including financials, HR, EPoS and cashless systems
- Import/export routines with other accounting and payroll packages including Sage and Great Plains
- Intuitive and very user friendly
- Rapid implementation, minimal training required
- Low monthly fee, providing immediate benefits
- Modular system - select only the tools to match specific needs. Can be added to at any time.

Software summary

Offering over 30 separate modules focusing on:

- Site data collection and reporting
- Communications
- CRM and marketing
- Financial management
- Ordering, stock and production
- Labour costs and attendance
- HR, personnel and training
- Business compliance

The screenshot displays the e@t software interface. The top section shows a 'Credit Note' report for 11 November 2009, with a table of transactions and a summary table. The summary table is circled in red and contains the following data:

Net	VAT	Gross
30.00	4.50	34.50
3,023.80	453.57	3,477.37
40.00	6.00	46.00
1,018.00	152.70	1,170.70
1,285.80	192.87	1,478.67
80.00	12.00	92.00
96.80	13.02	99.82

The bottom section shows a 'Document Library' for 'IndiCater' with a tree view of folders and documents. A red circle highlights the 'Sales Forecast' folder, which contains documents for 'Friday 17th July 2009', 'July 8th 2009', 'NBF-JULY 09', and 'Sales Forecast at 15 June 09'.

A selection of module key features...



Stock and Recipe Manager


Manages recipes including production methods, costings, gross profit calculations and nutritional data; manages stock including goods tracking, stock taking, automatic supplier catalogue downloads; supplier product alerts; comprehensive reports, electronic invoice and online ordering option.



Finance and Bookkeeping


Manages cash, credit and cashless sales; manages purchase invoices, credits and estimates; records banking; internal stock transfers; credit sales invoices; imports data direct from EPOS and cashless systems; comprehensive trading reports; tracks budget projections against actuals.

A selection of module key features...



Hospitality Ordering

A complete system for managing menus and tariffs, including kitchen and delivery schedules; customer invoicing and an online ordering facility.



HR and Employment

Provides all the necessary processes for engaging staff and storing detailed records; creates staff rotas; creates staff time sheets; tracks training; reports labour cost breakdowns, excess overtime and sickness statistics.



Internal Communications


A central portal for internal communications; document library; contacts directory; marketing library; asset register; job postings.

Example Processes

Creating Recipes

Chicken - Pasta Leonardo

Images: Chicken - Pasta Leonardo



click to upload image

click to upload image

click to upload image

BUILD RECIPE

Product Code	Supplier	Stock Item	UoM	Pack Size	Pack Size Cost	Qty	Translation	Factor	Cost Price
CPL1800 X4	Juggs	Chicken Pasta Leonardo - Box of 4	CS	4 x 1800g	22.00	0.4		7.2	1.22
20362	3663	Coronet Pepper Portions(1 x 2000Sach1)	CS	1 x 2000Sach1	3.36	1		2000	0.01
20361	3663	Coronet Salt Portions(1 x 2000Sach1)	CS	1 x 2000Sach1	2.23	1		2000	0.01
DMLN01	Bunzl Catering Supplies	'ENJOY' WHITE DISPENSER NAPKIN	CS	1 X 6000	28.24	1		6000	0.01
51365	3663	Speedibake Small Garlic Baguette (part Baked) 25cm 190g(1 x 38pk1)	CS	1 x 38pk1	18.19	0.5		38	0.24
									Cost Price: 1.49
									Selling Price (exc VAT): 4.25
									Cost of Sale %: 35.06

Update Dish Information:

Dish Name:

Reference:

Category:

Sale Price: [Calculate](#)

Portions:

Par Stock:

Wastage: %

Archive:

Recipe Manager Reports

Report:

- Please select a report
- Dishes (Multi-Dish PDF)
- Margins
- Recipe Summary
- Recipes Without Location
- Suggested Orders

Stocktaking

Entering Closing Stocks

Stocktake for Kitchen												
Supplier	Stock Item	Stock Type	UOM	Case Size	Packs Per Case	Items Per Case	Code	Price	Prev	Case	Sleeve /Pack	Ind
Tillery Valley	Asparagus Soup	STK	each	1x24x200ml	<input type="text" value="1"/>	<input type="text" value="24"/>	40/7121	£6.25	n/a	<input type="text" value="10"/>	<input type="text" value="0"/>	<input type="text" value="0"/>
Tillery Valley	Boiled Potatoes	STK	portion	1x20x75g	<input type="text" value="1"/>	<input type="text" value="20"/>	40/7122	£8.25	n/a	<input type="text" value="4"/>	<input type="text" value="0"/>	<input type="text" value="0"/>
Tillery Valley	Chicken and Pasta with Tomatoe	STK	portion	1x10x200g	<input type="text" value="1"/>	<input type="text" value="10"/>	40/7123	£10.25	n/a	<input type="text" value="5"/>	<input type="text" value="0"/>	<input type="text" value="0"/>
Tillery Valley	Cold Banana Dessert	STK	each	1x12x150	<input type="text" value="1"/>	<input type="text" value="12"/>	40/7124	£12.35	n/a	<input type="text" value="6"/>	<input type="text" value="0"/>	<input type="text" value="0"/>
Tillery Valley	Cream Potatoes	STK	portion	1x20x75g	<input type="text" value="1"/>	<input type="text" value="20"/>	40/7125	£10.54	n/a	<input type="text" value="3"/>	<input type="text" value="0"/>	<input type="text" value="0"/>
Tillery Valley	Custard`	STK	portion	1x24x125g	<input type="text" value="1"/>	<input type="text" value="24"/>	40/7126	£5.24	n/a	<input type="text" value="5"/>	<input type="text" value="0"/>	<input type="text" value="0"/>
Tillery Valley	Potato and & Cheese Bake	STK	portion	1x12x225g	<input type="text" value="1"/>	<input type="text" value="12"/>	40/7127	£12.85	n/a	<input type="text" value="3"/>	<input type="text" value="0"/>	<input type="text" value="0"/>
Tillery Valley	roast Potatoes	STK	portion	1x20x75g	<input type="text" value="1"/>	<input type="text" value="20"/>	40/7128	£16.25	n/a	<input type="text" value="8"/>	<input type="text" value="0"/>	<input type="text" value="0"/>
Tillery Valley	Sliced Roast Lamb	STK	each	1x10x200g	<input type="text" value="1"/>	<input type="text" value="10"/>	40/7120	£10.25	n/a	<input type="text" value="8"/>	<input type="text" value="0"/>	<input type="text" value="0"/>
Tillery Valley	Sticky Toffee Pudding	STK	each	1x24x125g	<input type="text" value="1"/>	<input type="text" value="24"/>	40/7129	£8.25	n/a	<input type="text" value="6"/>	<input type="text" value="0"/>	<input type="text" value="0"/>

- Stock sheets are tailored to each site
- Cost prices are auto updated from supplier catalogues
- Internal and external stock transfers recorded
- Auto entry of closing stock on Trading Report

Finance & Bookkeeping

Purchase Recording

The image shows three overlapping screenshots of a web-based 'Add Purchase' form, illustrating the step-by-step process:

- Step 1: Add main purchasing details** - Fields include Group Supplier (BUNZL), Local Supplier (n/a), Invoice Date (04/01/2010), Entry Type (Invoice), Invoice Type (Account Invoice), Late Invoice (18/01/2010), Invoice/Credit No., Other Information, and Event (Do not assign this purch). A 'CONTINUE' button is at the bottom.
- Step 2: Add purchase items** - Fields include Description (Purchases), Purchasing Category (Food), Department (RCT), and Net Amount (0.00). A table below shows a single item with Category (Purchases), Department (RCT), and Product Code. 'ADD ITEM' and 'CONTINUE' buttons are present.
- Step 3: Finalise Purchase with Net Amount, VAT and Gross Amount** - Fields for VAT Amount (94.50) and Gross Amount (634.50). A 'main' button is circled in green. A 'COMPLETE PURCHASE' button is at the bottom.

Example of Simple data entry of invoices by the site

Weekly Purchasing Summary								
	Supplier	Ref	Type	Inv Type	Net	VAT	Gross	
07/01/2010	Medina Foodservice	257740166	Inv	ACC	120.06	0.00	120.06	VIEW
07/01/2010	The Quality Meat Company	6569	Inv	ACC	77.56	0.00	77.56	VIEW
07/01/2010	Leathams PLC	INV1425546	Inv	ACC	297.06	0.00	297.06	VIEW
07/01/2010 (N)	Reynolds	BAR0511-142779	Est	ACC	132.07	0.00	132.07	EDI
07/01/2010 (N)	Enterprise Foods Ltd	BAR0511-142520	Est	ACC	37.68	0.00	37.68	EDI

Finance & Bookkeeping

Purchase Estimates (accruals)

Outstanding Estimate Summary

[BACK TO SUMMARY](#)

	Supplier	Ref	Type	Net	VAT	Gross			
<input type="checkbox"/>	01/01/2010	BRAMBLES	S51707	ACC	307.80	0.00	307.80	UPDATE	
<input type="checkbox"/>	01/01/2010	MRS GILLS	40583	ACC	208.00	0.00	208.00	UPDATE	
<input type="checkbox"/>	02/01/2010	ANGLIA CROWN	562256	ACC	152.34	0.00	152.34	UPDATE	
<input type="checkbox"/>	02/01/2010	ANGLIA CROWN	581908	ACC	615.92	0.00	615.92	UPDATE	

Multiple estimates are combined and converted to invoices

<input type="checkbox"/>	08/01/2010	LONDON BREAD & CAKE CO	1284351	ACC	9.28	0.00	9.28	UPDATE	
<input type="checkbox"/>	08/01/2010	LONDON BREAD & CAKE CO	1284340	ACC	24.58	0.00	24.58	UPDATE	
<input type="checkbox"/>	08/01/2010	COCA COLA LTD	ND299127	ACC	1,000.00	0.00	1,000.00	UPDATE	
					15,519.64	0.00	15,519.64		

Combine/Reverse Estimates

To combine/reverse multiple estimates, please tick the required estimates above, select whether you wish to combine or reverse the estimates and click the 'Process Estimates' button below.

Action:

Invoice Ref:

VAT Applicable:

VAT Amount:

[PROCESS ESTIMATES](#)

Internal Sales

Add Internal Sales:

Reference:

First Invoice Item:

Description:

Category:

Internal Dept:

Internal Dept Notes:

Cost Centre:

Cost Centre Notes:

Unit Price:

Quantity:

Event:

Booked By:

Additional Items

This internal sale has additional items to be entered.

ADD INTERNAL SALES

04 January 2010 [main](#)

Internal Sales

[+ add](#)

Reference	First Category	Net	
18:NWP Patient Feeding	In Patients	2,272.50	✕
25:NWP Patient Feeding	Day Patients / A&E	76.30	✕
33:NWP Patient Feeding	Creche	181.30	✕
40:NWP Patient Feeding	Hot Meals	136.00	✕
43:NWP Patient Feeding	Sandwiches	90.44	✕

- Can be entered line by line as services are provided - or enter a weekly total from existing Excel spreadsheets
- Instant back up reports are available

Staff Records, Rotas & Timesheets...

STATUS STAFF RECORDS AUTHORISE HEADLINES TRAINING

John Barnes
TRANSFERS HISTORY

PERSONAL EMPLOYMENT TRAINING BANKING DOCUMENTS ACTIONS REWARDS NOTES

General

Title:

First Name:

Middle Name:

Surname:

Nickname:

Known As:

Date of Birth:

Gender:

Marriage Status:

NI Number:

Passport Number:

Passport Checked:

Contact Information

Address:

Postcode:

Telephone(s):

Email Address:

Previous Information

Previous Surname:

Surname:

Current Status

Key Performance Indicator

Employed Staff:	123
Leavers:	8 (6.50%)
Agency Staff:	7
Sickness Hours:	133.32 - Average of 0.97 hours per employee
Holidays Outstanding:	94.85%

OUTLET SUMMARY

New Starters

Peter Jones	01/01/2010	Birmingham Roof Top
John Smith	11/01/2010	Bar Manager

References

Recent Leavers

Amy Winehouse	30/01/2010	Birmingham Roof Top
---------------	------------	---------------------

Staff Absence (Excluding Holidays)

There are no staff absence currently available.

Staff Transfers

EATdot Intranet

Communications

The screenshot displays the EATdot Intranet interface. At the top left is the 'eat.' logo. The top right navigation bar includes icons for COMPANY, EMPLOYMENT, FINANCE, and STOCKTAKING. A secondary navigation bar below features icons for TODAY, CLOSE PERIOD, CONTACTS, SUPPLIERS, CLIENTS, BUDGETING, ASSETS, EVENTS, DOCUMENTS, MARKETING, MONITORING, EXPENSES, and REPORTS. The main content area is divided into several sections:

- User Information:** mike@indicator.com, INDICATER Henley HO
- Quick Links:** Banking, Cash Transfers, Cash-Up, Income, Other Costs, Purchasing, Staff Records, Staff Rotas, Stocktakes, Stock Transfers
- Tools:** (empty section)
- Latest News:** 27 January 2010 at 20:17 GMT. Welcome to the Palmer & Howell Intranet...
- Select Category:** Priority Headlines (2) | General (2) | All
- System Notices:**
 - 08/06/2009 **Product On Hold**
 - 01/06/2009 **EProcurement going live today**
 - 26/05/2009 **New CofP issued**
- Total Sales:** A 3D bar chart comparing Current, Budget, and Previous sales across months (F, M, A, M, J, J, A, S, O, N, D, J). The Y-axis ranges from £0 to £3K.
- Income Reconciliation:** A partially visible bar chart at the bottom right.

A vertical 'COMPANY' sidebar is located on the right edge of the interface.

Site Trading Report

Multiple Report formats are available

	03/01/2010	10/01/2010	17/01/2010	24/01/2010	31/01/2010	PERIOD	BUDGET	VARIANCE
Cash Sales	3,445.07	16,902.33	2,835.24	0.00	0.00	23,182.64	0.00	23,182.64
Credit Sales	0.00	0.00	0.00	0.00	0.00	0.00	0.00	0.00
Internal Sales	7,485.24	17,775.65	0.00	0.00	0.00	25,260.89	0.00	25,260.89
Swipe Cards	0.00	0.00	0.00	0.00	0.00	0.00	0.00	0.00
Total Income	10,930.31	34,677.98	2,835.24	0.00	0.00	48,443.53	0.00	48,443.53
Opening Stock	0.00	26,670.47	26,670.47	26,670.47	26,670.47	0.00		
Purchasing	2,559.21	16,826.70	0.00	0.00	0.00	19,385.91		
Stock Transfers	0.00	0.00	0.00	0.00	0.00	0.00		
Closing Stock	26,670.47	26,670.47	26,670.47	26,670.47	26,670.47	26,670.47		
Cost of Sales	-24,111.26	16,826.70	0.00	0.00	0.00	-7,284.56	0.00	-7,284.56
Gross Profit	35,041.57	17,851.28	2,835.24	0.00	0.00	55,728.09	0.00	55,728.09
Labour Purchases	0.00	0.00	0.00	0.00	0.00	0.00		
Staff Rota	0.00	0.00	0.00	0.00	0.00	0.00		
Labour Transfers	0.00	0.00	0.00	0.00	0.00	0.00		
Total Labour	0.00	0.00	0.00	0.00	0.00	0.00	0.00	0.00
Cleaning/Disposable O/S	0.00	0.00	0.00	0.00	0.00	0.00		
Purchasing	0.00	0.00	0.00	0.00	0.00	0.00		
Stock Transfers	0.00	0.00	0.00	0.00	0.00	0.00		
Cleaning/Disposables C/S	0.00	0.00	0.00	0.00	0.00	0.00		
Cleaning/Disposables Consumption	0.00	0.00	0.00	0.00	0.00	0.00	0.00	0.00
Sundry Costs	0.00	0.00	0.00	0.00	0.00	0.00		
Other Costs	0.00	0.00	0.00	0.00	0.00	0.00		
Total Overheads	0.00	0.00	0.00	0.00	0.00	0.00	0.00	0.00
Net Profit	35,041.57	17,851.28	2,835.24	0.00	0.00	55,728.09	0.00	55,728.09
Gross Profit %	320.59	51.48	100.00	0.00	0.00	115.04	0.00	115.04
Cleaning/Disposables %	0.00	0.00	0.00	0.00	0.00	0.00	0.00	0.00
Wages %	0.00	0.00	0.00	0.00	0.00	0.00	0.00	0.00
Last Closing Stock Value	26,670.47	26,670.47	26,670.47	26,670.47	26,670.47	26,670.47		
Number of Days Stock Holding	0.00	11.10	0.00	0.00	0.00	0.00	5.00	-5.00
Total Banking	0.00	21,393.27	11,283.45	0.00	0.00	32,676.72		
Cash In Hand	12,073.73	11,720.46	9,863.21	0.00	0.00	0.00	0.00	0.00
Total Numbers on Site	1	1	1	1	1	1		
Total Transactions	1,389	7,048	1,237	0	0	9,674		
Penetration %	1,389.00	7,048.00	1,237.00	0.00	0.00	9,674.00		
Spend Per Head	2.48	2.40	2.29	0.00	0.00	2.40		
Trading Days	3	7	1	0	0	11		

NB: Support data available by click throughs'

Data Exports: Sample to Sage Line 50

Close the week

Close Period			
Period	Employment	Finance	Stocktaking
w/e:24/01/2010 (4)		Available : 25/01/2010 04:00	
w/e:17/01/2010 (3)	●	●	●
w/e:10/01/2010 (2)	●	●	●
w/e:03/01/2010 (1)	●	●	●

Export to Sage

Data Export Request:

Please select your criteria below and click on Submit Request. The Indicator Suite processes export requests every hour.
PLEASE NOTE: Only closed week information is available for export. Once exporting information, the transactions will not be available for future export.

Area:

Outlet:

Data Export:

Operating Year:

Week:

Export Type: Live Verification (this will not tag transactions as being exported and is for testing purposes only)

SUBMIT REQUEST